



National Marine Manufacturers Association

nmma.org

ECONOMIC SIGNIFICANCE OF RECREATIONAL BOATING IN TEXAS

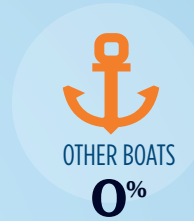


CONGRESSIONAL DISTRICT 5

Number of Recreational Boats*	22,476
Recreational Boating Industry Businesses	49
Total Jobs	1,699
Annual Recreational Boating-Related Spending	\$92.5 MILLION



RECREATIONAL BOATS IN TX-5

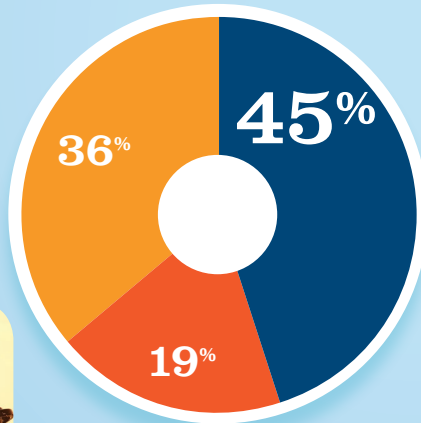
TOTAL BOATS*	▶ 22,476
REGISTERED BOATS	22,476
Power boats	18,653
PWCs	3,518
Sailboats	281
Other Boats	24
HOUSEHOLDS PER BOAT	11.0



* Total boats are registered boats as reported by states to the USCG.

RECREATIONAL BOATING CREATES JOBS IN TX-5

TOTAL BOATING JOBS	▶ 166
Boat Building	-
Motor / Engine Mfgr.	-
Accessory / Supplies Mfgr.	60
Dealers / Wholesalers	31
Boat Services	75

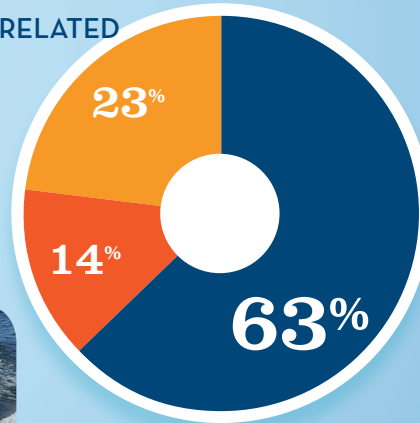


● BOAT BUILDING † ● DLRS/WHOLESALERS
 ● MOTOR/ENG. MFGR. † ● BOAT SERVICES
 ● ACC./SUPPLIES MFGR. † 0%



RECREATIONAL BOATING-RELATED BUSINESSES IN TX-5

TOTAL BUSINESSES	▶ 49
Boat Building	-
Motor / Engine Mfgr.	-
Accessory / Supplies Mfgr.	11
Dealers / Wholesalers	7
Boat Services	31

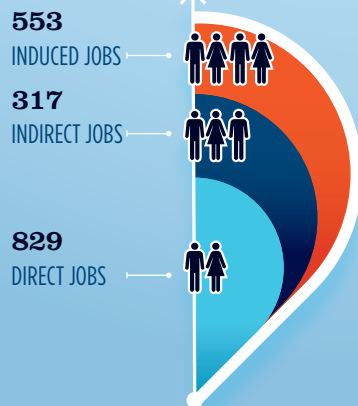


● BOAT BUILDING † ● DLRS/WHOLESALERS
 ● MOTOR/ENG. MFGR. † ● BOAT SERVICES
 ● ACC./SUPPLIES MFGR. † 0%



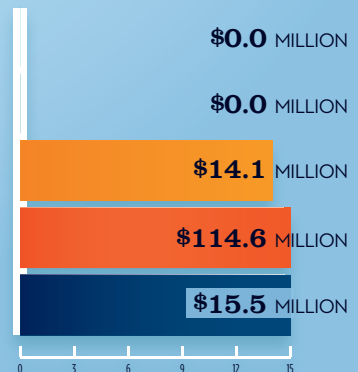
ESTIMATED JOBS IMPACT OF RECREATIONAL BOATING-RELATED SPENDING IN TX-5

EST. TOTAL JOBS	▶ 1,699
EST. TOTAL LABOR INCOME	▶ \$70.3 MILLIONS
Est. Direct Income	\$28.3
Est. Indirect Income	\$17.8
Est. Induced Income	\$24.2



RECREATIONAL BOATING INDUSTRY SALES IN TX-5

Boat Building	\$0.0	\$0.0 MILLION
Motor / Engine Mfgr.	\$0.0	\$0.0 MILLION
Accessory / Supplies Mfgr.	\$14.1	\$14.1 MILLION
TOTAL MFGR. SALES	▶ \$14.1	
Dealers / Wholesalers	\$14.6	\$14.6 MILLION
Boat Services	\$15.5	\$15.5 MILLION
TOTAL RETAIL & SERVICES SALES	▶ \$30.1	\$114.6 MILLION



● BOAT BUILDING ● DLRS/WHOLESALERS
 ● MOTOR/ENG. MFGR. ● BOAT SERVICES
 ● ACC./SUPPLIES MFGR.

Source: NMMMA's Center of Knowledge; Recreational Marine Research Center at Michigan State University